



## A Transmuted Lomax-Exponential Distribution: Properties and Applications

S. Kuje<sup>1\*</sup> and K. E. Lasisi<sup>1</sup>

<sup>1</sup>Department of Mathematical Science, Abubakar Tafawa Balewa University, Bauchi, Nigeria.

### Authors' contributions

This work was carried out in collaboration between both authors. Both authors read and approved the final manuscript.

### Article Information

DOI: 10.9734/AJPAS/2019/v3i130084

#### Editor(s):

(1) Ali Akgül, Professor, Department of Mathematics, Siirt University, Turkey.

#### Reviewers:

(1) Freddy Hernández Barajas Escuela de Estadística, Universidad Nacional de Colombia, Colombia.

(2) Muhammad Ahsan ul Haq, Quality Enhancement Cell National College of Arts Lahore, Pakistan.

(3) Munteanu Bogdan Gheorghe, "Henri Coanda" Air Force Academy, Brasov, Romania.

Complete Peer review History: <http://www.sdiarticle3.com/review-history/45764>

Received: 29 October 2018

Accepted: 06 February 2019

Published: 04 March 2019

Original Research Article

## Abstract

In this article, the Quadratic rank transmutation map proposed and studied by Shaw and Buckley [1] is used to construct and study a new distribution called the transmuted Lomax-Exponential distribution (*TLED*) as an extension of the Lomax-Exponential distribution recently proposed by Ieren and Kuhe [2]. Using the transmutation map, we defined the probability density function and cumulative distribution function of the transmuted Lomax-Exponential distribution. Some properties of the new distribution such as moments, moment generating function, characteristics function, quantile function, survival function, hazard function and order statistics are also studied. The estimation of the distributions' parameters has been done using the method of maximum likelihood estimation. The performance of the proposed probability distribution is being tested in comparison with some other generalizations of Exponential distribution using a real life dataset. The results obtained show that the *TLED* performs better than the other probability distributions.

**Keywords:** Exponential distribution; quadratic rank transmutation map; moments; reliability analysis; maximum likelihood estimation; transmuted Lomax-exponential distribution; parameters; applications.

\*Corresponding author: E-mail: [kujesamson@gmail.com](mailto:kujesamson@gmail.com);

## 1 Introduction

An Exponential distribution which can be used in Poisson processes gives a description of the time between events. The distribution has been applied widely life testing experiments. The distribution exhibits memoryless property with a constant failure rate which makes the distribution unsuitable for real life problems and hence creating a vital problem in statistical modeling and applications.

The cumulative distribution function (*cdf*) and probability density function (*pdf*) of an exponential random variable  $X$  are respectively given by;

$$G(x) = 1 - e^{-\theta x}, \tag{1.1}$$

$$g(x) = \lambda e^{-\theta x}, \tag{1.2}$$

where  $\theta > 0$  is the exponential parameter and  $X > 0$  is the random variable.

There are several ways of adding one or more parameters to a distribution function which makes the resulting distribution richer and more flexible for modeling data. Some of the recent studies on the generalization of exponential distribution include the Lomax-Exponential distribution by Ieren and Kuhe [2], the Transmuted Odd Generalized Exponential-Exponential distribution by Abdullahi [3], the Transmuted Exponential distribution by Owoloko et al. [4], Transmuted Inverse Exponential distribution by Oguntunde & Adejumo [5], the Odd Generalized Exponential-Exponential distribution by Maiti and Pramanik [6] and the Weibull-Exponential distribution by Oguntunde et al. [7]. Of interest to us in this article is the Lomax-Exponential distribution (*LED*) which has been found to be useful in various fields to model variables whose chances of survival and failure decreases with time. It was also discovered that the *LED* is positively skewed and performed better than some existing distributions like Weibull-Exponential and Exponential distributions [8,9,10].

According to Cordeiro et al. [11] the *cdf* and *pdf* of the Lomax-G family (Lomax-based generator) for any continuous probability distribution are given respectively as:

$$F(x) = 1 - \beta^\alpha (\beta - \log [1 - G(x)])^{-\alpha}, \tag{1.3}$$

$$f(x) = \alpha \beta^\alpha g(x) \left( [1 - G(x)] \{ \beta - \log [1 - G(x)] \}^{\alpha+1} \right)^{-1}, \tag{1.4}$$

where  $g(x)$  and  $G(x)$  are the *pdf* and *cdf* of any continuous distribution to be generalized respectively and  $\alpha > 0$  and  $\beta > 0$  are the two additional new parameters.

Recently, a new extension of the exponential distribution has been proposed in the literature by considering the Lomax-G family above where the random variable  $X$  is said to have follow the Exponential distribution with parameter  $\theta$ . The distribution of  $X$  according to Ieren and Kuhe [2] is referred to as Lomax-Exponential distribution. The *pdf* of the Lomax-Exponential distribution is defined by

$$f(x) = \alpha \beta^\alpha \theta (\beta + \theta x)^{-(\alpha+1)}, x > 0, \alpha, \beta, \theta > 0 \tag{1.5}$$

The corresponding cumulative distribution function (*cdf*) of Lomax-Exponential distribution is given by

$$F(x) = 1 - \beta^\alpha (\beta + \theta x)^{-\alpha}, x > 0, \alpha, \beta, \theta > 0 \tag{1.6}$$

Where,  $x > 0, \alpha > 0, \beta > 0, \theta > 0$ ;  $\alpha$  and  $\beta$  are the shape parameters and  $\theta$  is a scale parameter.

The *cdf* and *pdf* of the transmuted Lomax-Exponential distribution are obtained using the steps proposed by Shaw and Buckley [1]. A random variable  $X$  is said to have a transmuted distribution function if its *pdf* and *cdf* are respectively given by;

$$f(x) = g(x)[1 + \lambda - 2\lambda G(x)] \tag{1.7}$$

and

$$F(x) = (1 + \lambda)G(x) - \lambda [G(x)]^2 \tag{1.8}$$

where;  $x > 0$ , and  $-1 \leq \lambda \leq 1$  is the transmuted parameter,  $G(x)$  is the *cdf* of any continuous distribution while  $f(x)$  and  $g(x)$  are the associated *pdf* of  $F(x)$  and  $G(x)$ , respectively.

The aim of this paper is to introduce a new continuous distribution called the Transmuted Lomax-Exponential distribution (*TLED*) from the proposed quadratic rank transmutation map by Shaw and Buckley [1]. The remaining parts of this paper are presented in sections as follows: We defined the new distribution and give its plots in section 2. Section 3 derives some properties of the new distribution. Section 4 discusses reliability analysis of the *TLED*. The estimation of parameters using maximum likelihood estimation (MLE) is provided in section 5. In section 6, we carry out application of the proposed model with others using a real life dataset. Lastly, in section 7, we make some useful conclusions.

## 2 The Transmuted Lomax-Exponential Distribution (*TLED*)

Using equation (1.5) and (1.6) in (1.7) and (1.8) and simplifying, we obtain the *cdf* and *pdf* of the transmuted Lomax-Exponential distribution as follows:

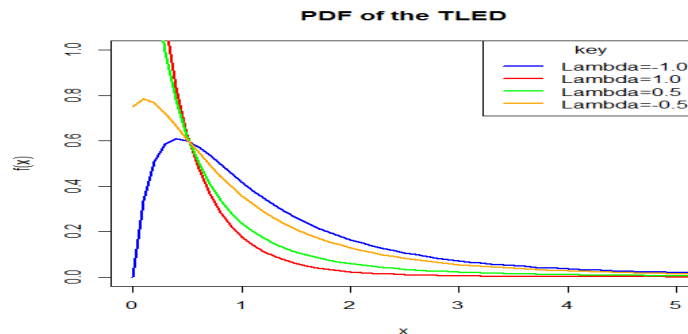
$$F(x) = (1 + \lambda) \left( 1 - \beta^\alpha (\beta + \theta x)^{-\alpha} \right) - \lambda \left( 1 - \beta^\alpha (\beta + \theta x)^{-\alpha} \right)^2 \tag{2.1}$$

and

$$f(x) = \alpha \beta^\alpha \theta (\beta + \theta x)^{-(\alpha+1)} \left[ 1 + \lambda - 2\lambda \left( 1 - \beta^\alpha (\beta + \theta x)^{-\alpha} \right) \right] \tag{2.2}$$

respectively. Where,  $x > 0, \alpha > 0, \beta > 0, \theta > 0, -1 \leq \lambda \leq 1$ ;  $\alpha$  and  $\beta$  are the shape parameters,  $\theta$  is a scale parameter and  $\lambda$  is called the transmuted parameter.

The *pdf* and *cdf* of the *TLED* using some parameter values are displayed in Figs. 2.1 and 2.2 as follows.



**Fig. 2.1.** The graph of *pdf* of the *TLED* for  $\alpha = 3, \beta = 2, \theta = 1$  and different values of  $\lambda$  as displayed on the key in the plot above

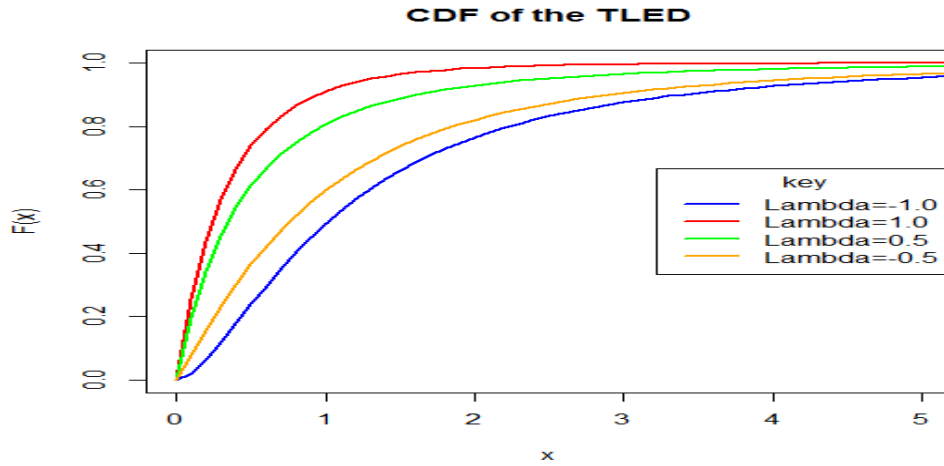


Fig. 2.2. The graph of *cdf* of the *TLED* for  $\alpha = 3, \beta = 2, \theta = 1$  and different values of  $\lambda$  as shown in the key on the figure above

### 3 Statistical Properties of the *TLED*

#### 3.1 The quantile function

This function is derived by inverting the *cdf* of any given continuous probability distribution. It is used for obtaining some moments like skewness and kurtosis as well as the median and for generation of random variables from the distribution in question. Hyndman and Fan [12] defined the quantile function for any distribution in the form  $Q(u) = F^{-1}(u)$  where  $Q(u)$  is the quantile function of  $F(x)$  for  $0 < u < 1$ . Taking  $F(x)$  to be the *cdf* of the *TLED* and inverting, it will give us the quantile function as follows;

$$F(x) = (1 + \lambda) \left( 1 - \beta^\alpha (\beta + \theta x)^{-\alpha} \right) - \lambda \left( 1 - \beta^\alpha (\beta + \theta x)^{-\alpha} \right)^2 = u \tag{3.1.1}$$

Simplifying equation (3.1.1) above, we obtain:

$$Q(u) = X_q = \frac{1}{\theta} \left\{ \left( \frac{1}{\beta^\alpha} \left\{ 1 - \left[ \frac{(1 + \lambda) - \sqrt{(1 + \lambda)^2 - 4\lambda u}}{2\lambda} \right] \right\} \right)^{-\frac{1}{\alpha}} - \beta \right\} \tag{3.1.2}$$

#### 3.2 Skewness and kurtosis

This paper presents the quantile based measures of skewness and kurtosis due to non-existence of the classical measures in some cases.

The Bowley’s measure of skewness by Kenney & Keeping [13] based on quartiles is given by:

$$SK = \frac{Q\left(\frac{3}{4}\right) - 2Q\left(\frac{1}{2}\right) + Q\left(\frac{1}{4}\right)}{Q\left(\frac{3}{4}\right) - Q\left(\frac{1}{4}\right)} \tag{3.2.1}$$

And the [14] kurtosis is on octiles and is given by;

$$KT = \frac{Q\left(\frac{7}{8}\right) - Q\left(\frac{5}{8}\right) - Q\left(\frac{3}{8}\right) + \left(\frac{1}{8}\right)}{Q\left(\frac{6}{8}\right) - Q\left(\frac{1}{8}\right)} \quad (3.2.2)$$

### 3.3 Moments

Let  $X$  denote a continuous random variable, the  $n^{th}$  moment of  $X$  is given by

$$\mu'_n = E[X^n] = \int_0^{\infty} x^n f(x) dx \quad (3.3.1)$$

Taking  $f(x)$  to be the *pdf* of the *TLED* as given in equation (2.2) and simplifying the integral we have:

$$\begin{aligned} \mu'_n &= \int_0^{\infty} x^n \left( \alpha \beta^\alpha \theta (\beta + \theta x)^{-(\alpha+1)} \left[ 1 - \lambda + 2\lambda \beta^\alpha (\beta + \theta x)^{-\alpha} \right] \right) dx \\ \mu'_n &= (1 - \lambda) \int_0^{\infty} \alpha \beta^\alpha \theta x^n (\beta + \theta x)^{-(\alpha+1)} dx + 2\lambda \int_0^{\infty} \alpha \beta^{2\alpha} \theta x^n (\beta + \theta x)^{-2\alpha-1} dx \\ \mu'_n &= \alpha \beta^\alpha \theta (1 - \lambda) \int_0^{\infty} x^n (\beta + \theta x)^{-(\alpha+1)} dx + 2\alpha \beta^{2\alpha} \theta \lambda \int_0^{\infty} x^n (\beta + \theta x)^{-2\alpha-1} dx \end{aligned}$$

Using integration by substitution, let:

$$\begin{aligned} u = \beta + \theta x &\Rightarrow x = -\frac{\beta}{\theta} \left( 1 - \frac{u}{\beta} \right) \\ \frac{du}{dx} = \theta &\Rightarrow dx = \frac{du}{\theta} \end{aligned}$$

Now, substituting for  $u$ ,  $x$  and  $dx$  above, we have:

$$\begin{aligned} \mu'_n &= \alpha \beta^\alpha \theta (1 - \lambda) \int_0^{\infty} \left( -\frac{\beta}{\theta} \left( 1 - \frac{u}{\beta} \right) \right)^n (u)^{-(\alpha+1)} \frac{du}{\theta} + 2\alpha \beta^{2\alpha} \theta \lambda \int_0^{\infty} \left( -\frac{\beta}{\theta} \left( 1 - \frac{u}{\beta} \right) \right)^n (u)^{-2\alpha-1} \frac{du}{\theta} \\ \mu'_n &= \frac{\alpha \beta^{\alpha+n}}{\theta^n} (-1)^n (1 - \lambda) \int_0^{\infty} (u)^{-(\alpha+1)} \left( 1 - \frac{u}{\beta} \right)^n du + \frac{2\alpha \beta^{2\alpha+n}}{\theta^n} (-1)^n \lambda \int_0^{\infty} (u)^{-2\alpha-1} \left( 1 - \frac{u}{\beta} \right)^n du \\ \mu'_n &= \frac{\alpha \beta^{n-1}}{\theta^n} (-1)^n (1 - \lambda) \int_0^{\infty} \left( \frac{u}{\beta} \right)^{1-\alpha-1-1} \left( 1 - \frac{u}{\beta} \right)^{n+1-1} du + \frac{2\alpha \beta^{n-1}}{\theta^n} (-1)^n \lambda \int_0^{\infty} \left( \frac{u}{\beta} \right)^{1-2\alpha-1-1} \left( 1 - \frac{u}{\beta} \right)^{n+1-1} du \end{aligned}$$

Recall that  $B(x, y) = B(y, x) = \int_0^{\infty} t^{x-1} (1-t)^{y-1} dt$  and this implies that:

$$\mu'_n = \left(\frac{\alpha}{\beta}\right) \left(-\frac{\beta}{\theta}\right)^n \{(1-\lambda)B(1-\alpha-1, n+1) + 2\lambda B(1-2\alpha-1, n+1)\} \quad (3.3.2)$$

The mean, variance, skewness and kurtosis measures can also be calculated from the  $n^{th}$  ordinary moments as well as the moment generating function and characteristics function using some well-known relationships.

**The Mean**

The mean of the *TLED* can be obtained from the  $n^{th}$  moment of the distribution when  $n=1$  as follows:

$$\mu'_1 = \left(-\frac{\alpha}{\theta}\right) \{(1-\lambda)B(1-\alpha-1, 2) + 2\lambda B(1-2\alpha-1, 2)\} \quad (3.3.3)$$

Also the second moment of the *TLED* is obtained from the  $n^{th}$  moment of the distribution when  $n=2$  as

$$\mu'_2 = \frac{\alpha\beta}{\theta^2} \{(1-\lambda)B(1-\alpha-1, 3) + 2\lambda B(1-2\alpha-1, 3)\} \quad (3.3.4)$$

**The Variance**

The  $n^{th}$  central moment or moment about the mean of  $X$ , say  $\mu_n$ , can be obtained as

$$\mu_n = E(X - \mu'_1)^n = \sum_{i=0}^n (-1)^i \binom{n}{i} \mu'_i \mu'_{n-i} \quad (3.3.5)$$

The variance of  $X$  for *TLED* is obtained from the central moment when  $n=2$ , that is,

$$Var(X) = E(X^2) - \{E(X)\}^2 \quad (3.3.6)$$

$$Var(X) = \mu'_2 - \{\mu'_1\}^2 \quad (3.3.7)$$

Where  $\mu'_1$  and  $\mu'_2$  are the mean and second moment of the *TLED* all obtainable from equation (3.3.3) and (3.3.4).

**3.4 Moment generating function**

The moment generating is an important shape characteristic of a distribution and is always in one function that represents all the moments. In other words, the *mgf* produces all the moments of the random variable  $X$  by differentiation.

The mgf of a random variable  $X$  can be obtained by:

$$M_x(t) = E(e^{tx}) = \int_0^{\infty} e^{tx} f(x) dx \quad (3.4.1)$$

$$M_x(t) = E(e^{tx}) = \sum_{n=0}^{\infty} \frac{t^n}{n!} \mu'_n \quad (3.4.2)$$

where

$$\mu'_n = \left(\frac{\alpha}{\beta}\right) \left(-\frac{\beta}{\theta}\right)^n \left\{ (1-\lambda) B(1-\alpha-1, n+1) + 2\lambda B(1-2\alpha-1, n+1) \right\}$$

is as defined in equation (10) previously.

### 3.5 Characteristics function

This function is useful and has some properties which give it a genuine role in mathematical statistics. It is used for generating moments, characterization of distributions and in analysis of linear combination of independent random variables.

The characteristics function of a random variable  $X$  is given by;

$$\varphi_x(t) = E(e^{itx}) = E[\cos(tx) + i \sin(tx)] = E[\cos(tx)] + E[i \sin(tx)] \quad (3.5.1)$$

Simple algebra and power series expansion proves that

$$\varphi_x(t) = \sum_{n=0}^{\infty} \frac{(-1)^n t^{2n}}{(2n)!} \mu'_{2n} + i \sum_{n=0}^{\infty} \frac{(-1)^n t^{2n+1}}{(2n+1)!} \mu'_{2n+1} \quad (3.5.2)$$

where  $\mu'_{2n}$  and  $\mu'_{2n+1}$  are the moments of  $X$  for  $n=2n$  and  $n=2n+1$  respectively and can be obtained from  $\mu'_n$  as

$$\mu'_{2n} = \left(\frac{\alpha}{\beta}\right) \left(-\frac{\beta}{\theta}\right)^{2n} \left\{ (1-\lambda) B(1-\alpha-1, 2n+1) + 2\lambda B(1-2\alpha-1, 2n+1) \right\}$$

and

$$\mu'_{2n+1} = \left(\frac{\alpha}{\beta}\right) \left(-\frac{\beta}{\theta}\right)^{2n+1} \left\{ (1-\lambda) B(1-\alpha-1, 2n+2) + 2\lambda B(1-2\alpha-1, 2n+2) \right\}$$

respectively.

## 4 Some Reliability Functions

In this section, we present some reliability functions associated with *TLED* including the survival and hazard functions.

### 4.1 The survival function

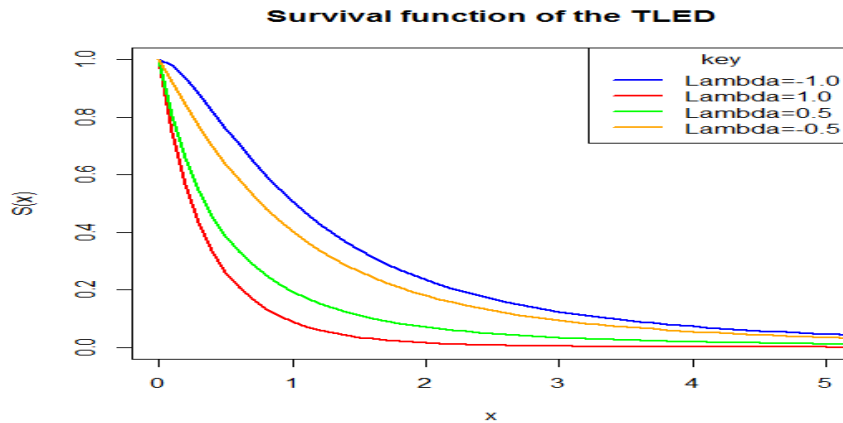
The survival function describes the likelihood that a system or an individual will not fail after a given time. It tells us about the probability of success or survival of a given product or component. Mathematically, the survival function is given by:

$$S(x) = 1 - F(x) \tag{4.1.1}$$

Taking  $F(x)$  to be the *cdf* of the *TLED*, substituting and simplifying (4.1.1) above, we get the survival function of the *TLED* as:

$$S(x) = 1 - \left\{ (1 + \lambda) \left( 1 - \beta^\alpha (\beta + \theta x)^{-\alpha} \right) - \lambda \left( 1 - \beta^\alpha (\beta + \theta x)^{-\alpha} \right)^2 \right\} \tag{4.1.2}$$

Below is a plot of the survival function at chosen parameter values in Fig. 4.1.1



**Fig. 4.1.1.** Plot of the survival function of the *TLED* for  $\alpha = 3, \beta = 2, \theta = 1$  and different values of  $\lambda$  as shown on the figure above

From the figure above, we observed that the probability of survival for any random variable following a *TLED* decreases with time, that is, as time or age grows the probability of life decreases. This implies that the *TLED* could be used to model random variables whose survival rate decreases as their age lasts.



## 4.2 The hazard function

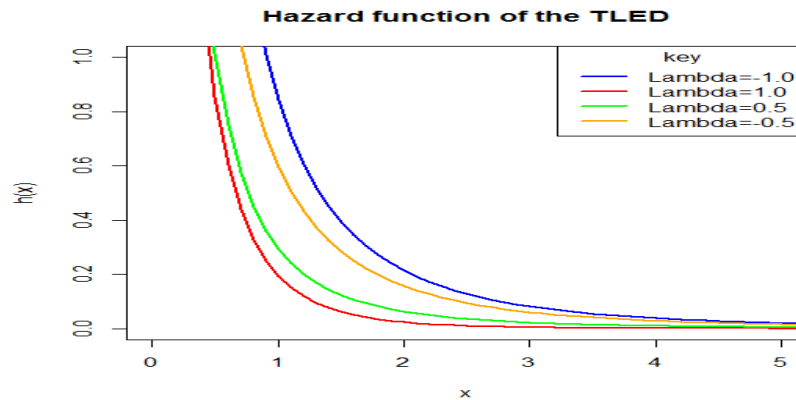
Hazard function as the name implies is also called risk function, it gives us the probability that a component will fail or die for an interval of time. The hazard function is defined mathematically as

$$h(x) = \frac{f(x)}{1 - F(x)} = \frac{f(x)}{S(x)} \quad (4.2.1)$$

Taking  $f(x)$  and  $F(x)$  to be the *pdf* and *cdf* of the proposed Lomax-Exponential distribution given previously, we obtain the hazard function as:

$$h(x) = \frac{\alpha\beta^\alpha\theta(\beta + \theta x)^{-(\alpha+1)} \left[ 1 + \lambda - 2\lambda \left( 1 - \beta^\alpha (\beta + \theta x)^{-\alpha} \right) \right]}{(1 + \lambda) \left( 1 - \beta^\alpha (\beta + \theta x)^{-\alpha} \right) - \lambda \left( 1 - \beta^\alpha (\beta + \theta x)^{-\alpha} \right)^2} \quad (4.2.2)$$

The following is a plot of the hazard function at chosen parameter values in Fig. 4.2.1



**Fig. 4.2.1.** Plot of the hazard function of the *TLED* for  $\alpha = 3, \beta = 2, \theta = 1$  and different values of  $\lambda$  as shown on the plot above

Fig. 4.2.1 above shows the behavior of hazard function of the *TLED* and it means that the probability of failure for any *TLED* random variable is decreasing with respect to time that is, as the time increases, the probability of failure or death decreases.

## 5. Parameter Estimation via Maximum Likelihood

Let  $X_1, \dots, X_n$  be a sample of size ' $n$ ' independently and identically distributed random variables from the *TLED* with unknown parameters  $\alpha, \beta, \theta$  and  $\lambda$  defined previously. The *pdf* of the *TLED* is given as:

$$f(x) = \alpha\beta^\alpha\theta(\beta + \theta x)^{-(\alpha+1)} \left[ 1 + \lambda - 2\lambda \left( 1 - \beta^\alpha (\beta + \theta x)^{-\alpha} \right) \right]$$

The likelihood function is given by;

$$L(\underline{X}|\alpha, \beta, \theta, \lambda) = \left( \alpha \beta^\alpha \theta \right)^n \prod_{i=1}^n (\beta + \theta x_i)^{-(\alpha+1)} \prod_{i=1}^n \left[ 1 + \lambda - 2\lambda \left( 1 - \beta^\alpha (\beta + \theta x_i)^{-\alpha} \right) \right] \quad (5.1)$$

Taking the natural logarithm of the likelihood function, i.e.,

Let,  $l = \log L(x_1, x_2, \dots, x_n | \alpha, \beta, \theta, \lambda)$ , such that

$$l = n \log \alpha + n\alpha \log \beta + n \log \theta - (\alpha + 1) \sum_{i=1}^n \log(\beta + \theta x_i) + \sum_{i=1}^n \log \left[ 1 + \lambda - 2\lambda \left( 1 - \beta^\alpha (\beta + \theta x_i)^{-\alpha} \right) \right] \quad (5.2)$$

Differentiating  $l$  partially with respect to  $\alpha, \beta, \theta$  and  $\lambda$  respectively gives

$$\frac{\partial l}{\partial \alpha} = \frac{n}{\alpha} + n \log \beta - \sum_{i=1}^n \log(\beta + \theta x_i) + \sum_{i=1}^n \left\{ \frac{2\lambda \beta^\alpha (\beta + \theta x_i)^{-\alpha} \left\{ \log \beta - \log(\beta + \theta x_i) \right\}}{1 - \lambda + 2\lambda \beta^\alpha (\beta + \theta x_i)^{-\alpha}} \right\} \quad (5.3)$$

$$\frac{\partial l}{\partial \beta} = \frac{n\alpha}{\beta} - (\alpha + 1) \sum_{i=1}^n \left\{ (\beta + \theta x_i)^{-1} \right\} - \sum_{i=1}^n \left\{ \frac{2\lambda \beta^\alpha (\beta + \theta x_i)^{-\alpha} \left\{ \alpha \beta^{-1} + (\beta + \theta x_i)^{-1} \right\}}{1 - \lambda + 2\lambda \beta^\alpha (\beta + \theta x_i)^{-\alpha}} \right\} \quad (5.4)$$

$$\frac{\partial l}{\partial \theta} = \frac{n}{\theta} - (\alpha + 1) \sum_{i=1}^n \left\{ x_i (\beta + \theta x_i)^{-1} \right\} + \sum_{i=1}^n \left\{ \frac{2\alpha \lambda \beta^\alpha x_i (\beta + \theta x_i)^{-\alpha - 1}}{1 - \lambda + 2\lambda \beta^\alpha (\beta + \theta x_i)^{-\alpha}} \right\} \quad (5.5)$$

$$\frac{\partial l}{\partial \lambda} = \sum_{i=1}^n \left\{ \frac{2\beta^\alpha (\beta + \theta x_i)^{-\alpha} - 1}{1 - \lambda + 2\lambda \beta^\alpha (\beta + \theta x_i)^{-\alpha}} \right\} \quad (5.6)$$

Equating equations (5.3), (5.4), (5.5) and (5.6) to zero and solving for the solution of the non-linear system of equations will give us the maximum likelihood estimates of parameters  $\alpha, \beta, \theta$  and  $\lambda$  respectively. However, the solution cannot be obtained analytically except numerically with the aid of suitable statistical software like Python, R, SAS, etc., when data sets are given.

## 6. Application

Here, we have applied and compared the performance of the Transmuted Lomax-Exponential distribution (*TLED*) to that of Lomax-Exponential distribution (*LED*), Transmuted Odd Generalized Exponential-Exponential distribution (*TOGEED*), Odd Generalized Exponential-Exponential distribution (*OGEEED*), Weibull-Exponential distribution (*WED*), Transmuted Exponential distribution (*TED*) and the Exponential distribution (*ED*) using the following dataset.

The data represents the remission times (in months) of a random sample of 128 bladder cancer patients. It has previously been used by many researchers [15,3,16] and [17]. It's summarized as follows:

**Table 6.1. Summary statistics for the dataset**

| Parameters | n   | Minimum | $Q_1$ | Median | $Q_3$  | Mean  | Maximum | Variance | Skewness | Kurtosis |
|------------|-----|---------|-------|--------|--------|-------|---------|----------|----------|----------|
| Values     | 128 | 0.0800  | 3.348 | 6.395  | 11.840 | 9.366 | 79.05   | 110.425  | 3.3257   | 19.1537  |

From the descriptive statistics in Table 6.1, we observed that the data set is positively skewed with a very high coefficient of kurtosis and therefore suitable for flexible and skewed distributions.

To compare the distributions listed above, we have used several measures of model fit such as *AIC* (Akaike Information Criterion), Cramèr-Von Mises ( $W^*$ ), Anderson-Darling ( $A^*$ ) Kolmogorov-smirnov ( $K-S$ ) statistics. Details of the above mentioned goodness of fit tests can be found in Chen and Balakrishnan [18].

Note that the model with the lowest values of these statistics shall be chosen as the best model to fit the data.

**Table 6.2. The statistics *AIC*,  $A^*$ ,  $W^*$  and *K-S* for the fitted models to the dataset**

| Distributions | Parameter estimates   | ll=(log-likelihood value) | <i>AIC</i> | $A^*$  | $W^*$  | <i>K-S</i> | <i>P-value (K-S)</i> | Ranks |
|---------------|---|---------------------------|------------|--------|--------|------------|----------------------|-------|
| <i>TLED</i>   | $\hat{\theta}$ =0.4665<br>$\hat{\alpha}$ =4.2157<br>$\hat{\beta}$ =9.7146<br>$\hat{\lambda}$ =-0.8445 | 409.6905                  | 827.3809   | 0.1326 | 0.0210 | 0.0448     | 0.9593               | 1     |
| <i>LED</i>    | $\hat{\theta}$ =0.1643<br>$\hat{\alpha}$ =6.3108<br>$\hat{\beta}$ =9.9520                             | 415.6839                  | 837.3678   | 0.3392 | 0.0551 | 0.0988     | 0.1639               | 2     |
| <i>TOGEED</i> | $\hat{\theta}$ =0.0182<br>$\hat{\alpha}$ =2.7822<br>$\hat{\lambda}$ =0.7591                           | 416.5186                  | 839.0372   | 1.0381 | 0.1747 | 0.1079     | 0.1014               | 3     |
| <i>TED</i>    | $\hat{\theta}$ =0.1065<br>$\hat{\lambda}$ =-0.2944  | 415.7532                  | 835.5065   | 0.8349 | 0.1404 | 0.1322     | 0.0228               | 4     |
| <i>OGEEED</i> | $\hat{\theta}$ =0.0346<br>$\hat{\alpha}$ =1.6066  | 439.5273                  | 883.0546   | 3.2153 | 0.5463 | 0.2341     | 1.6e-06              | 5     |
| <i>WED</i>    | $\hat{\theta}$ =0.0070<br>$\hat{\alpha}$ =5.1855<br>$\hat{\beta}$ =0.7814                             | 465.8212                  | 937.6424   | 0.5678 | 0.0924 | 0.2435     | 5.1e-07              | 6     |
| <i>ED</i>     | $\hat{\theta}$ =0.1085  | 414.3576                  | 830.7153   | NaN    | NaN    | 0.9465     | 2.2e-16              | 7     |

It is shown from Table 6.2 above that the Transmuted Lomax-Exponential distribution (*TLED*) corresponds to the smallest values of *AIC*,  $A^*$ ,  $W^*$  and *K-S* compared to those of the Lomax-Exponential distribution (*LED*), Transmuted odd generalized exponential-exponential distribution (*TOGEED*), odd generalized exponential-exponential distribution (*OGEEED*), Weibull-Exponential distribution (*WED*), Transmuted Exponential distribution (*TED*) and the Exponential distribution (*ED*) and therefore we chose the *TLED* as the best model that fits the real life data. The acronym NaN in the table above simply implies that the supposed figure is not a number and hence does not exist for inference purpose.

## 7 Conclusion

In this article, we proposed a new distribution, *TLED*, derived and study some of its properties with graphical analysis and discussion on its usefulness and applications. Hence, having demonstrated earlier in the previous section, we have a conclusion based on our applications of the model to a real life data that the new distribution (*TLED*) has a better fit compared to the other six already existing models and hence a very competitive model for studying real life situations.

## Competing Interests

Authors have declared that no competing interests exist.

## References

- [1]. Shaw WT, Buckley IR. The alchemy of probability distributions: Beyond Gram-Charlier expansions and a skew-kurtotic-normal distribution from a rank transmutation map. Research Report; 2007.
- [2]. Ieren TG, Kuhe AD. On the properties and applications of Lomax-exponential distribution. Asian Journal of Probability and Statistics. 2018;1(4):1-13.  
DOI: 10.9734/AJPAS/2018/42546
- [3]. Abdullahi J, Abdullahi UK, Ieren TG, Kuhe DA, Umar AA. On the properties and applications of transmuted odd generalized exponential- exponential distribution. Asian Journal of Probability and Statistics. 2018;1(4):1-14.  
DOI: 10.9734/AJPAS/2018/44073
- [4]. Owoloko EA, Oguntunde PE, Adejumo AO. Performance rating of the transmuted exponential distribution: An analytical approach. Spring. 2015;4:818-829.
- [5]. Oguntunde PE, Adejumo AO. The transmuted inverse exponential distribution. Inter. J. Adv. Stat. Prob. 2015;3(1):1-7.
- [6]. Maiti SS, Pramanik S. Odds generalized exponential-exponential distribution. J. of Data Sci. 2015;13: 733-754.
- [7]. Oguntunde PE, Balogun OS, Okagbue HI, Bishop SA. The Weibull-exponential distribution: Its properties and applications. J. Appl. Sci. 2015;15(11):1305-1311.
- [8]. Inc M, Akgül A. The reproducing kernel Hilbert space method for solving Troesch's problem. Journal of the Association of Arab Universities for Basic and Applied Sciences. 2013;14(1):19-27.
- [9]. Inc M, Akgül A, Kılıçman A. A new application of the reproducing kernel Hilbert space method to solve MHD Jeffery-Hamel flows problem in nonparallel walls. In Abstract and Applied Analysis. Hindawi; 2013.
- [10]. Inc M, Akgül A, Kiliçman A. Explicit solution of telegraph equation based on reproducing kernel method. Journal of Function Spaces and Applications; 2012.

- [11]. Cordeiro GM, Ortega EMM, Popovic BV, & Pescim RR, The Lomax generator of distributions: Properties, minification process and regression model. *Appl. Maths. Comp.*, 2014; 247: 465-486
- [12]. Hyndman RJ, Fan Y. Sample quantiles in statistical packages. *The Amer. Stat.* 1996;50(4):361-365.
- [13]. Kenney JF, Keeping ES. *Mathematics of statistics*. 3<sup>rd</sup> edn, Chapman & Hall Ltd, New Jersey; 1962.
- [14]. Moors JJ. A quantile alternative for kurtosis. *J. Roy. Stat. Soci.: Series D.* 1998;37:25–32.
- [15]. Ieren TG, Chukwu AU. Bayesian estimation of a shape parameter of the Weibull-Frechet distribution. *Asian Journal of Probability and Statistics.* 2018;2(1):1-19.  
DOI: 10.9734/AJPAS/2018/44184
- [16]. Rady EA, Hassanein WA, Elhaddad TA. The power Lomax distribution with an application to bladder cancer data. *Springer Plus.* 2016;5:1838.  
DOI 10.1186/s40064-016-3464-y
- [17]. Lee E, Wang J. *Statistical methods for survival data analysis*. 3<sup>rd</sup> edn. Wiley, New York; 2003.
- [18]. Chen G, Balakrishnan N. A general purpose approximate goodness-of-fit test. *J. Qual. Tech.* 1995;27: 154-161.

---

© 2019 *Kuje and Lasisi*; This is an Open Access article distributed under the terms of the Creative Commons Attribution License (<http://creativecommons.org/licenses/by/4.0>), which permits unrestricted use, distribution, and reproduction in any medium, provided the original work is properly cited.

**Peer-review history:**

The peer review history for this paper can be accessed here (Please copy paste the total link in your browser address bar)

<http://www.sdiarticle3.com/review-history/45764>